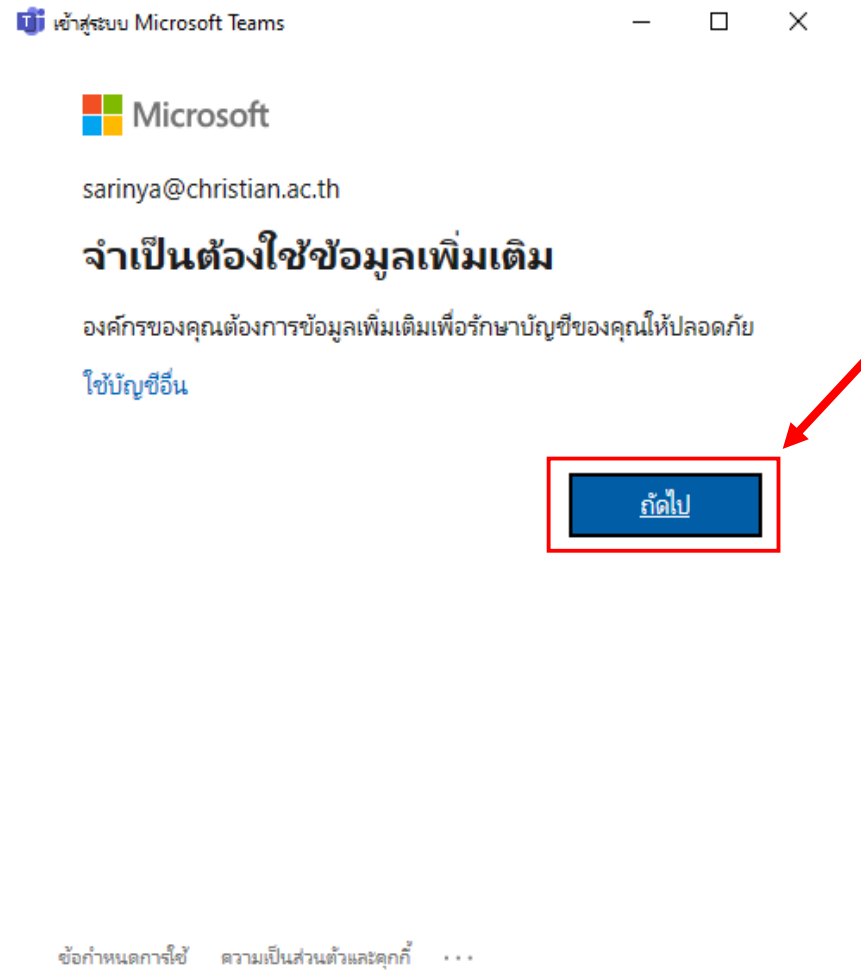


Verification Method

Microsoft Teams

1. When signing in with username and password, please click “Next”

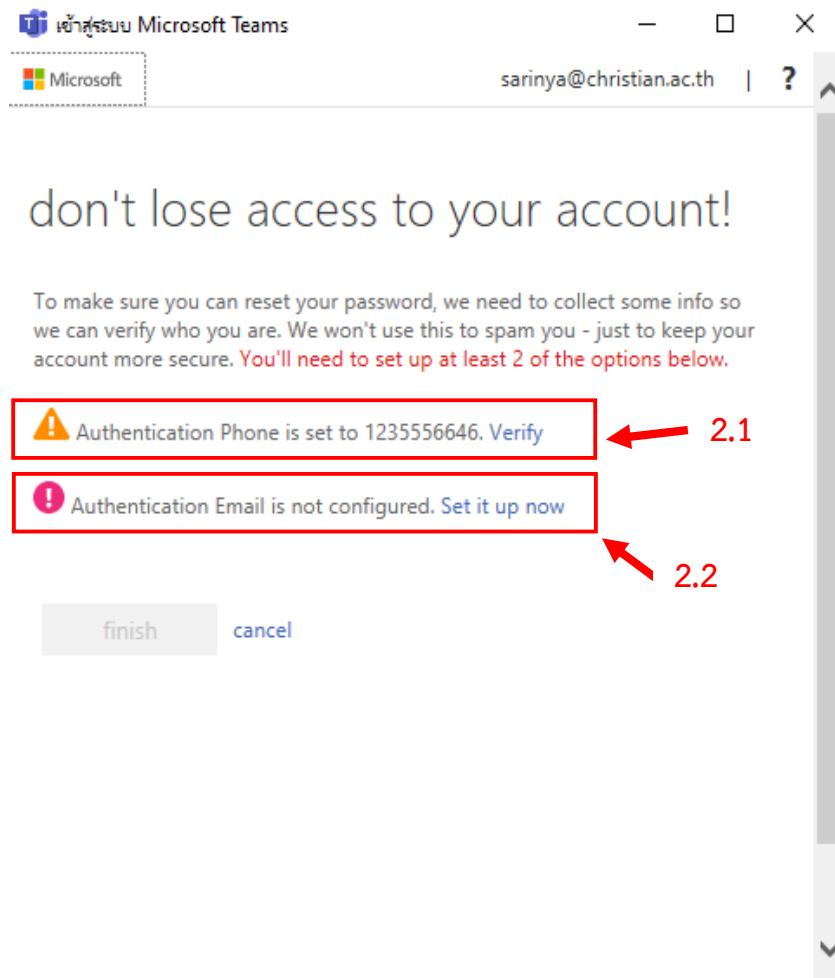


2. The system needs authentication with both of below options.

2.1 Authentication with Mobile Phone Number

2.2 Authentication with alternate email

*** Must verify by both options.

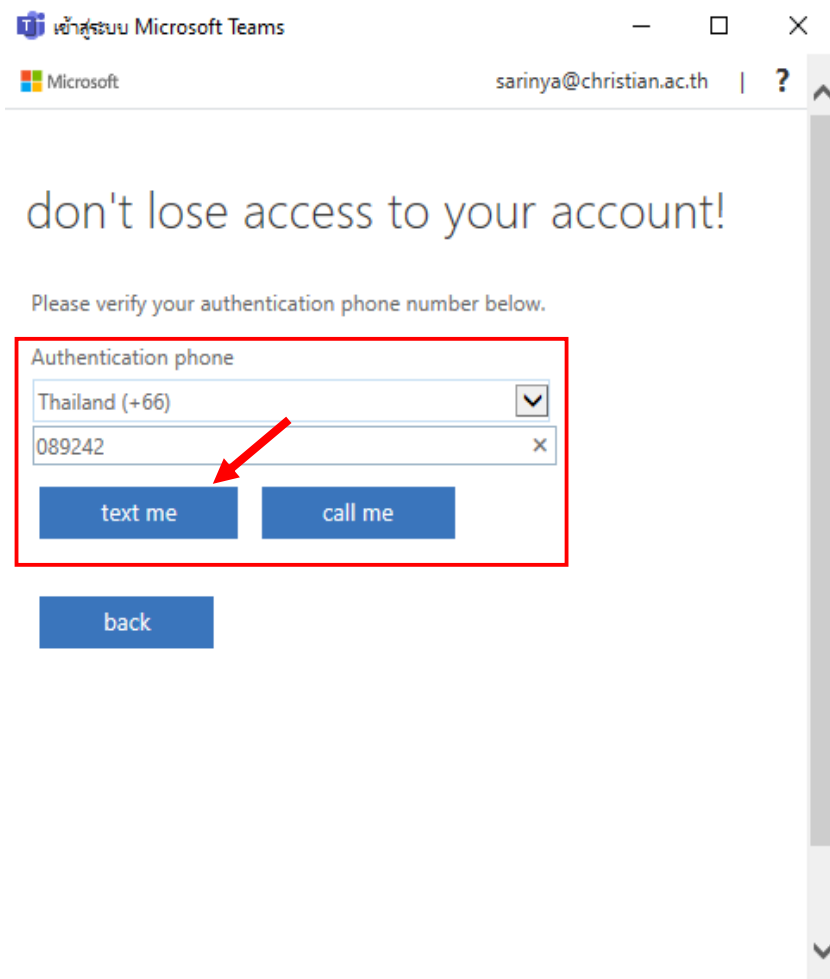


2.1 Authentication with Mobile Phone Number, please click “Verify”. After that, click to select the country code and enter mobile phone number.

Example - Thailand (+66)

- 089242XXXX

When completing the information, click **text me**



- The system will send the OTP code to your mobile phone. Then enter the OTP code and click **Verify** to finish the authentication with mobile phone number.

Microsoft Teams

Microsoft sarinya@christian.ac.th

don't lose access to your account!

Please verify your authentication phone number below.

Authentication phone

Thailand (+66)

089242

text me call me

We've sent a text message containing a verification code to your phone.

853264

verify

back

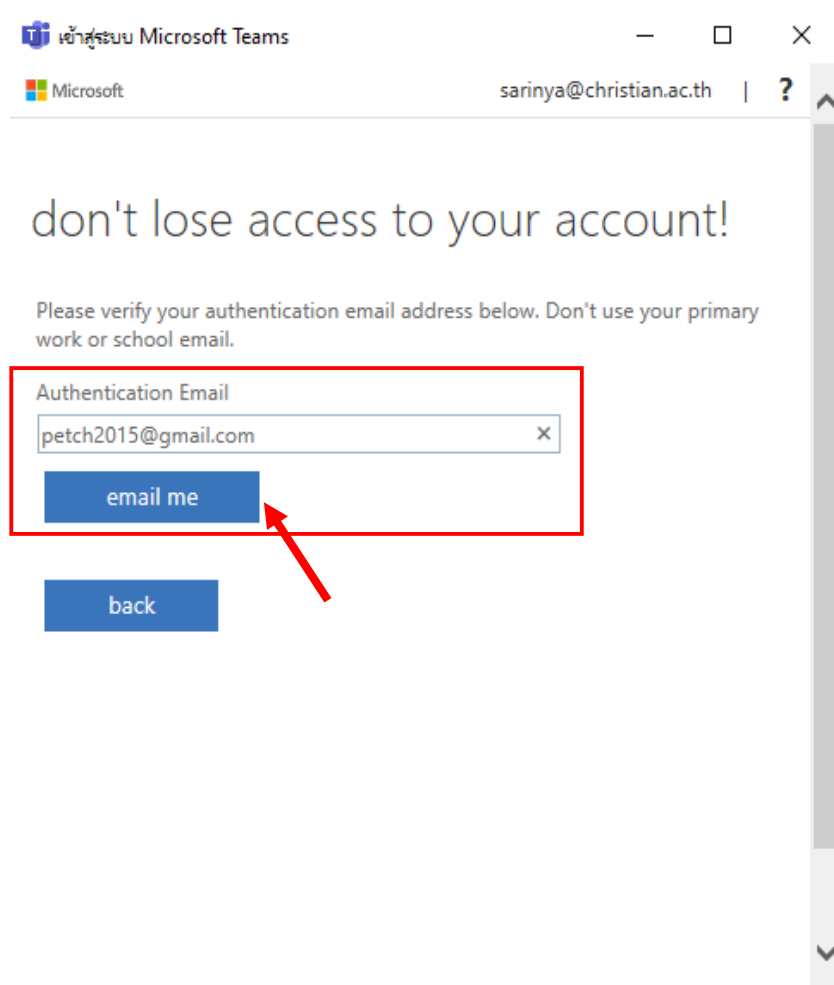
2.2 As for the authentication with alternate email, please click Set it up now. Then enter the alternate email.

Example - petch2015@gmail.com

*** Alternate email is xxxx@hotmail.com or xxxx@gmail.com

*** But not xxxx@christian.ac.th

When completing the information, click **email me**



The screenshot shows a web browser window titled "Microsoft Teams" with the URL "sarinya@christian.ac.th". The main heading is "don't lose access to your account!". Below this, a message reads: "Please verify your authentication email address below. Don't use your primary work or school email." A red box highlights the "Authentication Email" input field, which contains "petch2015@gmail.com". Below the input field is a blue "email me" button, which is pointed to by a red arrow. A "back" button is also visible below the "email me" button.

- The system will sent the OTP code to your alternate email. Then enter the OTP code and click Verify to finish the authentication with alternate email.

Microsoft Teams

Microsoft sarinya@christian.ac.th

don't lose access to your account!

Please verify your authentication email address below. Don't use your primary work or school email.

Authentication Email

email me

We've sent an email message containing a verification code to your inbox.

try again

back

3. When completing the authentication, click finish. The authentication is now complete.

